

STAFFORD *Virginia*



MONTHLY REPORT

MAY 2009

TABLE OF CONTENTS

County Administrator Summary	2
 <u>MONTHLY REPORTS</u>	
Finance	3
Federal Economic Stimulus Funds Update	6
Public Works – Construction	7
Public Works – Permits	8
Public Works – Transportation	11
Planning and Zoning	15
Fire and Rescue	20
Sheriff’s Office	25
Human Resources	27
Human Services	28
Utilities.....	29
Public Information – Newspaper Coverage	31
Public Information – Citizens Assistance	32



MEMORANDUM

County Administrator's Office

To: Board of Supervisors

From: Anthony Romanello
County Administrator, ICMA-CM

Subject: Monthly Statistical Report

Date: May 14, 2009

A few notes about this month's report:

- To reflect the organizational changes currently underway, we have grouped together the construction, permit and transportation updates under the Department of Public Works.
- The Sheriff's Office has revised how its staff provides information. Please note the information on page 25 regarding the report.

Please let me know if you have any questions.

FINANCIAL UPDATE

Stafford County General Fund Revenue / Expenditure Report FY 2009 through April 30, 2009

	Expenditures		Revenue		%
	Revised Budget	Actual	Budget	Actual	
General Government:					
Board of Supervisors	\$ 607,542	\$ 499,863	\$ -	\$ -	82.3%
Central Rapp Regional Library	4,584,972	4,584,972	-	-	100.0%
Code Administration	4,391,841	3,330,452	3,706,618	2,248,814	75.8%
Commissioner of Revenue	2,633,306	2,052,002	296,070	232,793	77.9%
Commonwealth Attorney	2,579,279	2,092,702	1,103,340	848,245	81.1%
Comprehensive Services Act	4,274,847	3,337,843	2,253,834	1,360,824	78.1%
Cooperative Extension	209,378	135,450	-	-	64.7%
Corrections	7,344,381	7,251,750	515,970	498,278	98.7%
County Administration	1,194,134	866,713	-	-	72.6%
County Attorney	1,201,532	880,463	-	-	73.3%
Courts	2,637,696	1,934,118	2,343,271	1,460,037	73.3%
Economic Development	1,292,504	946,362	207,454	81,136	73.2%
Finance and Budget	2,288,631	1,822,017	-	-	79.6%
Fire and Rescue	13,472,539	9,875,150	3,425,690	1,851,945	73.3%
Human Resources	607,478	510,899	-	-	84.1%
Information Technology	2,206,205	1,553,984	14,000	885	70.4%
Legislative Affairs	135,313	106,913	-	-	79.0%
Non-Departmental	3,958,120	94,584	-	-	2.4%
Office of Internal Audit	171,018	134,055	-	-	78.4%
Office of Transportation	195,266	92,652	-	-	47.4%
Parks and Recreation	5,552,865	4,236,404	1,629,037	1,277,544	76.3%
Planning and Zoning	3,198,170	2,149,441	2,963,305	1,345,254	67.2%
Public Services	4,271,769	3,030,805	66,830	59,011	70.9%
Regional and Community Agencies	1,860,928	1,859,583	50,000	14,700	99.9%
Registrar and Electoral Board	424,618	329,935	69,921	-	77.7%
Sheriff	16,146,911	12,484,633	4,191,985	3,127,504	77.3%
Sheriff's Court Service	2,209,902	1,607,445	194,250	146,119	72.7%
Social Services	8,179,980	6,054,876	5,657,762	4,449,254	74.0%
Solid Waste	29,427	17,306	19,736	19,736	58.8%
Treasurer	1,946,911	1,426,201	296,071	276,155	73.3%
Budget reductions	(3,643,973)	-	-	-	0.0%
Total General Government	96,163,490	75,299,573	29,005,144	19,298,234	76.3%

Includes monthly expense for broadcasting Board meetings/memb dues YACOV/MIL
 Exp. includes quarterly approp to Central Rapp Reg Library
 New fee structure in effect a/o 9-01-08
 1-month lag in receipt of State Comp Bd reimbursements
 1-month lag in receipt of State Comp Bd reimbursements
 2-month lag in receipt of State reimbursements; 1-month lag in program expenditures
 VA Tech bills quarterly for salary/benefits
 Exp. includes qtrly approp to Regional Jail; revenue is qtrly YJCCCA / Jail-Juv Cr impact fees
 1-month lag in receipt of State Comp Bd reimbursements
 Exp. includes qtrly pymt to Fred. Reg. Alliance and BRAC project
 Exp Includes annual insurance premiums - VaCORP; financial system software maint.
 Revenue includes 8 months of receipts for Ambulance Transport fees
 Exp includes annual payments for contract services-HR system software maint/Perfm Mgmt
 Rev for sale of maps and subscription land records access received on-demand basis
 Revenue includes dupl Dec rent pymnt fees for Health Dept, to be corrected in June
 Exp. includes quarterly & annual approp to Community Agencies, plus vehicle fuel usage
 0.0% annual reimbursement request submitted in April - received May/June; Nov. election exp
 1-month lag in receipt of State Comp Bd reimbursements
 1-month lag in reporting Court Service Fees received
 1-month lag in receipt of State reimbursements
 annual State litter grant
 1-month lag in receipt of State Comp Bd reimb; NSF chik fees/DMV Select fees exceed estimates
 Reductions approved by BOS 10/7/08; dept funds reduced but no appropriation reduction

FINANCIAL UPDATE

Stafford County General Fund Revenue / Expenditure Report FY 2009 through April 30, 2009

	Expenditures		Revenue		
	Revised Budget	Actual	Budget	Actual	
Capital Outlay	\$ 158,548	\$ 86,675	\$ -	\$ -	0.0%
Debt Service	9,737,208	8,506,763	-	-	0.0%
Transfers to Other Funds	122,765	120,370	39,181	1,351,970	3450.6%
Total County	106,182,011	84,013,381	29,044,325	20,650,204	71.1%
<u>Local School Funding:</u>					
Operations	102,774,959	85,645,799	-	-	0.0%
Debt Service	30,592,541	29,725,451	-	-	0.0%
Construction	14,516	14,517	-	-	0.0%
Total Local School Funding	133,382,016	115,385,767	-	-	0.0%
Total	\$ 239,564,027	\$ 199,399,148	\$ 29,044,325	\$ 20,650,204	71.1%
General Revenues:					
Real Estate Taxes			137,765,000	69,143,814	50.2%
Personal Property Taxes			26,380,000	13,247,727	50.2%
Penalties and Interest			1,812,645	1,265,698	69.8%
Sales Tax			10,100,000	7,092,667	70.2%
Consumer Utility Taxes			8,263,349	5,590,044	67.6%
Motor Vehicle Licenses			2,600,000	289,375	11.5%
Bank Stock Taxes			200,000	-	0.0%
Recordation and Property Transfers			3,103,000	1,720,754	55.5%
Meals Taxes			5,100,000	3,805,262	74.6%
Other Local Taxes			42,000	42,260	100.6%
Use of Money and Property			1,502,000	555,420	37.0%
Other Local Revenue			2,504,249	2,440,683	97.5%
State Non-Categorical			12,804,937	7,249,230	56.6%
Fund Balance			1,984,493	-	0.0%
Total General Revenues			214,161,673	112,462,934	52.5%
Total General Fund	\$ 239,564,027	\$ 199,399,148	\$ 243,205,998	\$ 133,103,138	54.7%

power/wiring closet upgrades for computer center; Rowser repairs

Principal & Interest 2002, 2006, 2008 Lease Revenue Bonds, Master Lease acquisitions

3rd qtr F-Y08 profitters trans. to Utilities for reservoir; 4th qtr F-Y08 profitters trans. to Gen Cap Proj, defaulted securities trans. to Transportation Fund; revenue is retainage released from Rowser project plus interest/proj balances from 2002 P&R Bond closeout

Monthly transfer of local appropriation for Schools operations

Principal & Interest for VPSA Bonds, Literary Loans, Master Lease acquisitions

Profitters transferred

taxes are due in Dec and June

taxes are due in Dec and June

assessed when delinquency is paid

2-month lag in receipt of State funds

2-month lag in receipt of State funds

delinquent collections - vehicle license fees are due with June pers. prop taxes

revenue received May/June based on previous year local deposits held

1-month lag in reporting from Clerk of Court

lag due to accrual of meals tax revenue

short-term rental taxes due in month following end of quarter; misc county licenses

1-month lag in receipt

receipts for misc on-demand items

Includes PPTRA receipt for Aug and Nov 08

General Fund Capital Outlay rollover from FY08 for Brooke and Rock Hill Fire Sta. renovations; FSCWS project

FINANCIAL UPDATE

MARCH 2009 SALES TAX RECEIPTS

Local	Feb-09	Mar-09	Mar-08	▲ 3/09 vs3/08	%
Stafford	\$655,058	\$727,893	\$796,892	(\$68,999)	(8.7)
Fredericksburg	\$687,332	\$759,120	\$880,148	(\$121,028)	(13.8)
Spotsylvania	\$1,052,987	\$1,163,216	\$1,280,439	(\$117,223)	(9.2)
Prince William	\$3,086,443	\$3,648,414	\$3,758,559	(\$110,144)	(2.9)
Virginia	\$70,276,663	\$79,779,320	\$87,279,870	(\$7,500,549)	(8.6)

Local		YTD 2009	YTD 2008	▲ YTD	%
Stafford	N/A	\$2,202,844	\$2,186,799	\$16,045	0.7
Fredericksburg	N/A	\$2,202,844	\$2,430,015	(\$227,171)	(9.3)
Spotsylvania	N/A	\$3,262,646	\$3,481,116	(\$218,470)	(6.3)
Prince William	N/A	\$10,001,784	\$10,485,524	(\$483,740)	(4.6)
Virginia	N/A	\$223,126,531	\$240,190,643	(\$17,064,112)	(7.1)

FEDERAL ECONOMIC STIMULUS FUNDS UPDATE

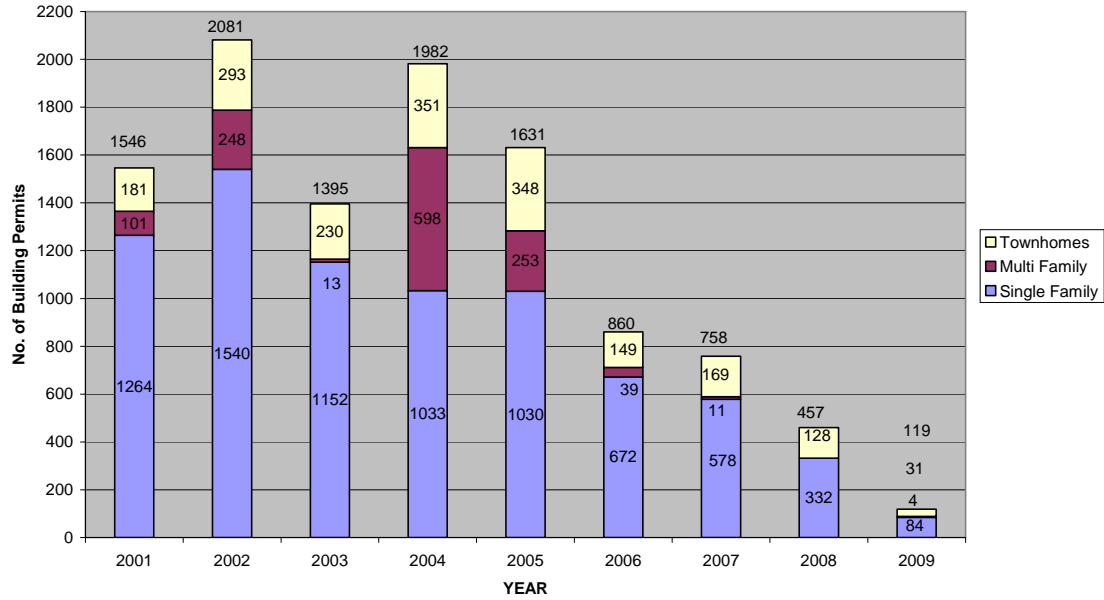
FEDERAL ECONOMIC STIMULUS								
Category	Application	Initiate		Formula	Competition	Federal	State	Award
	Opens/Deadline	Construction						
Commerce					X	X		
• Broadband Technology Program	1st grant round April-June							
• Stafford Broadband (\$1.6 Million)	submitted to state				X	X		
• EDA (\$150 million available for BRAC related improvements)	not eligible				X		X	
Justice								
• State and Local Law Enforcement Assistance								
1. Byrne - JAG Formula Grants (\$2Billion)	14-May-09		X			X		\$120,240
(Stafford eligible for \$120K)	*							
2. Byrne Competitive Grants (\$225 Million)					X	X		
3. Internet Crimes Against Children (\$50 Million)	14-May							
• COPS Hiring Grants (\$1Billion)	submitted				X	X		
Dept of Defense								
• Operations and Maintenance, Marine Corps (\$113 Million)								
Homeland Security								
• Firefighter Assistance Grants (\$210 Million)					X	X		
** Station 14 Fire & Rescue (90% of \$6.139 Million)					X	X		
Energy and Water								
• Energy Efficiency & Conservation Block Grants								
(\$484,300 available to Stafford)	25-Jun		X					\$484,300
HUD								
• Community Development Block Grant (\$1 Billion)								
• Neighborhood Stabilization Grant (\$2 Billion)								
Interior and Environment								
• Clean (Waste) Water State Revolving Fund (\$4 Billion)					X		X	
• Aquia Nutrient Removal Upgrades (\$21.513 Million)	Submitted				X		X	not funded
• Falls Run Sewer Interceptor Replacement (\$ 1.972 Million)	Submitted				X		X	not funded
• Little Falls Run WWTF (\$5.25 Million)	Submitted				X		X	not funded
• Drinking Water State Revolving Fund (\$2 Billion)					X		X	
• Rocky Pen Reservoir (\$90 Million)					X		X	not eligible
• Water Main Rocky Pen Run (\$2.495 Million)					X		X	not eligible
• Water Tank/ Courthouse(Hospital) (\$2.147 Million)					X		X	not eligible
• Water Tank England Run (\$1.947 Million)					X		X	not eligible
• Water Mains Beagle/Butler/Layhill/Forbes/Old Forge (\$3.862 Million)					X		X	not eligible
• National Park Service (\$589 Million)				X		X		
Transportation								
• National Surface Transportation System (\$1.5 Billion)	NLT 90 Days				X	X		
** Rte 17 (\$47.683 Million)	After Feb.17,2009				X	X		
• Federal Highway Administration (\$27.5 Billion) (Certification due April 4)					X	X		
• Rte 17 (\$47.683 Million)					X	X		
• Rte 610 (\$7.702 Million)					X	X		
• Rte 630 Bridge (\$7.654 Million)					X	X		
• Rte 1 Bridge (\$2.612 Million)					X	X		
• Rte 630 Interchange (\$ 15 Million)					X	X		
• Airports Improvement Program (AIP) (\$1.1 Billion)								
• Terminal Building (\$3 Million)								
• Access Control (\$150,000)								
Labor								
• Workforce Investment Act Training & Emp Svcs (\$3.95 Billion)								
• One Stop Center With Germanna	Early April							
• \$100K For Summer Work Program in PD16								
HHS								
• Health Resources and Services								
1. Community Health Centers (\$500 Million)								
2. Construction, Renovation, Health Information Technology (\$1.5 Billion)								
• Health Information Technology (\$2 Billion)								
Education								
• Title I Grants (\$13 Billion)				X			X	
1. Basic (Targeted) Grants (\$5 Billion)				X			X	
2. Incentive Grants (\$ 5 Billion)				X			X	
3. School Improvement Grants (\$ 3 Billion)				X			X	
• Impact Aid Construction (\$100 Million)				X			X	
• School Improvement Programs				X			X	
1. Education Technology (\$650 Million)				X			X	\$34,586
2. Early Interventions (\$ 500 Million)				X			X	
• Innovation and Improvement Programs (\$200 Million)				X			X	
• Special Education				X			X	
1. IDEA, Part B State Grants (\$11.3 Billion)				X			X	\$4,931,495
2. Preschool Programs (\$400 Million)				X			X	
3. Early Interventions (\$500 Million)				X			X	
State Stabilization Fund (\$53.6 Billion- est. \$1.2 Billion to VA over 2 yrs.)								
• Flex Fund (18% of Above - Approx \$219 million)					X		X	
**Fire & Rescue Training Center (\$4.930 Million)					X		X	
**Public Safety Communications System (\$10.4 Million)					X		X	
• J&DR Courthouse (\$30.5 Million)					X		X	
• England Run Library (\$12.4 Million)					X		X	
• Elementary School Reconstruction (\$36 Million)					X		X	
**Schools Infrastructure Renovations (\$20 Million)					X		X	
• Fiber Optic Network (\$6 Million)					X		X	
• Education Fund (82% of Above - Approximately \$1 Billion)				X				
For Stafford School Division (the division will receive this amount in FY2011 as well)				X				\$8,975,043
State Funding for Constitutional Officers								\$426,192
TOTAL AWARDS TO DATE								\$14,971,856

PUBLIC WORKS – CONSTRUCTION UPDATE

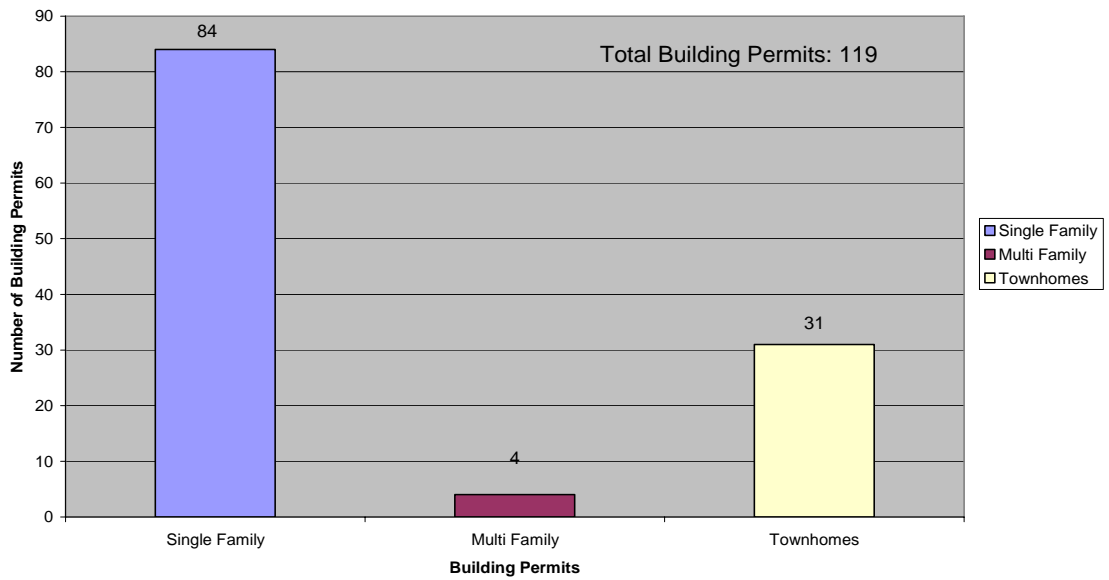
CONTRACT	PROJECT SCOPE	CONTRACTOR	WORK START DATE (Design &/or Construction)	CONTRACT FIXED COMPLETION DATE	ESTIMATED COMPLETION DATE	ANTICIPATED % COMPLETE (Construction)	ACTUAL % COMPLETE (Construction)	CONTRACT AWARD AMOUNT
ACTIVE PROJECTS								
England Run Library Construction	Construction of new Library at Plantation/Lyons	E E. Reed, LLP	May-09	TBD	Aug-10	0%	0%	\$6,625,591
Courthouse Basement Renovation	Renovation of former office space of the Sheriff	Warren-Flynn	Jun-09	Sep-09	Sep-09	0%	0%	\$1,328,384
PROJECTS IN REVIEW STAGE (projects in the review and permitting process)								
Government Island	Building of parking area and boardwalk to park and historical site	Resources International (Design Plans & Construction Documents)	N/A	N/A	N/A	0%	0%	Economic Development, Parks & Recreation and Public Works are working with the BOS Committee
Public Safety Radio Communication System	County-wide public safety communication system and towers	Motorola	Dec-08	Sep-10	Sep-10	45%	45%	\$23,594,335
PROJECTS IN PRELIMINARY DESIGN STAGE								
J&DR Courthouse	Design of J&DR Court Complex to be located on Rte. 630	N/A	N/A	N/A	N/A	0%	0%	BOS approved membership of Courts Planning Committee at 5/5/09 meeting
County Museum and Visitor Center	Feasibility Study for Museum to be located on Rt. 630 or in vicinity of Station 2/new J & DR Courthouse	HVC-Chinault	N/A	N/A	2007	100%	100%	Study performed
Bike and Pedestrian Trails - Southern end of county	Construct Bike / Pedestrian trails essentially from Belmont to Ferry Farms	N/A	N/A	N/A	Preliminary design plans being done now	0%	0%	Design plans

PUBLIC WORKS – PERMITS UPDATE

STAFFORD COUNTY PUBLIC WORKS
Permit Activity Summary 2001 - April 2009
Building Permits Issued

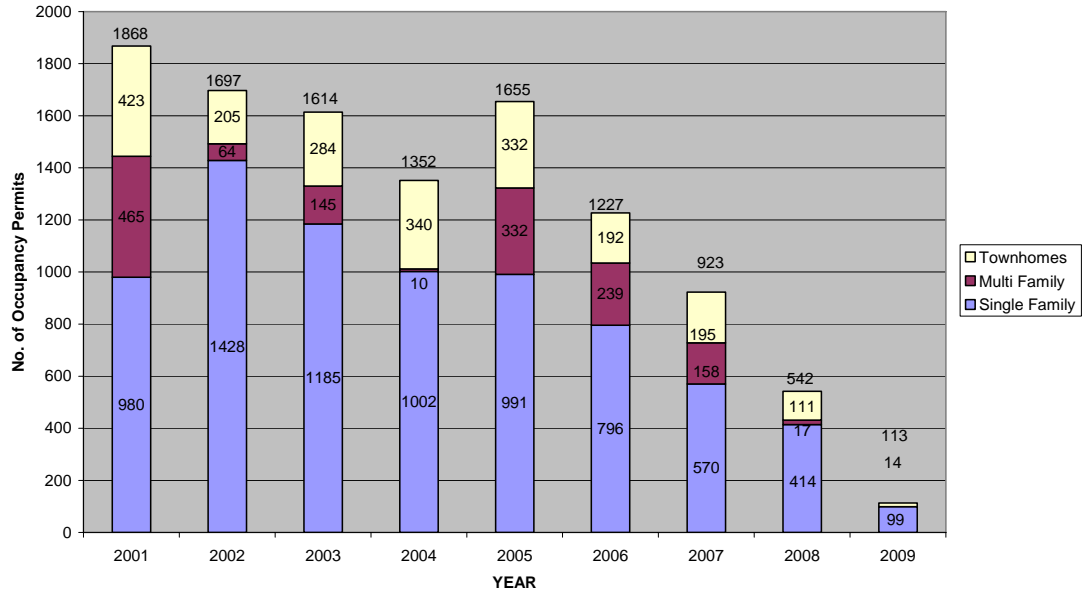


STAFFORD COUNTY PUBLIC WORKS
Building Permit Report through April 2009

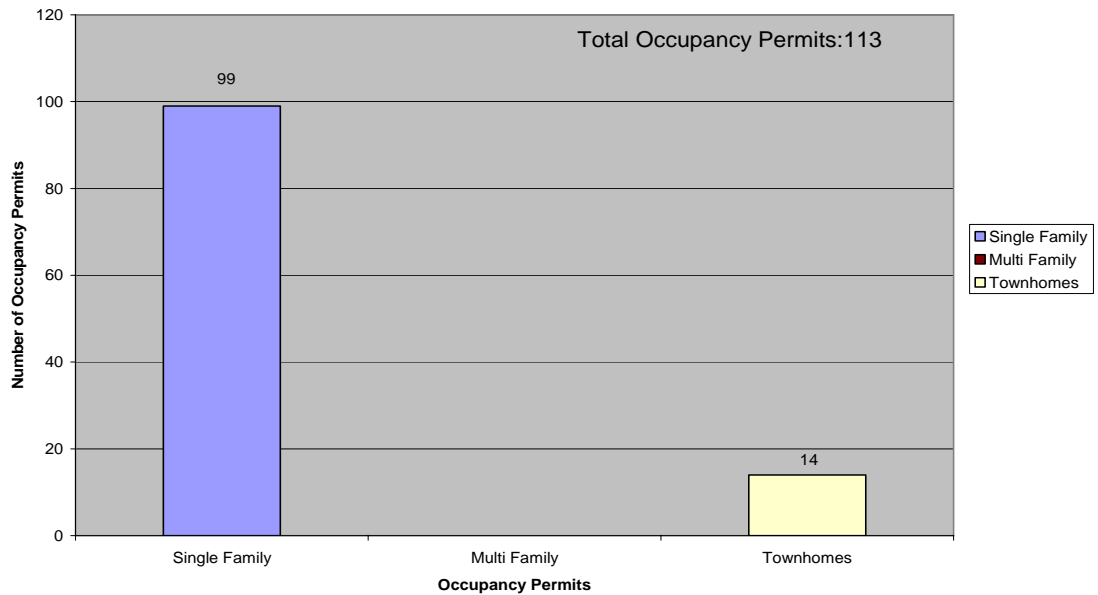


PUBLIC WORKS – PERMITS UPDATE

**STAFFORD COUNTY PUBLIC WORKS
Permit Activity Summary 2001- April 2009
Occupancy Permits Issued**



**STAFFORD COUNTY PUBLIC WORKS
Occupancy Permit Report through April 2009**



PUBLIC WORKS – PERMITS UPDATE

PERMIT ACTIVITY REPORT April 2009

PERMIT ACTIVITY	Month			Year-to-Date		
	Apr. 2009	Apr. 2008	% Change	YTD	Previous YTD	% Change
PERMITS ISSUED	246	272	(10)	989	1,048	(6)
CONSTRUCTION VALUE	\$20,433,067	\$39,107,172	(48)	\$82,007,456	\$107,926,104	(24)
FEES	\$117,747	\$274,617	(57)	\$642,582	\$792,801	(19)
NEW CONSTRUCTION						
<i>RESIDENTIAL</i>						
SINGLE-FAMILY DWELLINGS	28	38	(26)	115	149	(23)
MULTI-FAMILY DWELLINGS	0	0	0	4	0	>100
CONSTRUCTION VALUE	\$5,731,492	\$13,803,000	(58)	\$24,760,192	\$35,139,068	(30)
<i>COMMERCIAL</i>						
COMMERCIAL	3	3	0	7	9	(22)
CONSTRUCTION VALUE	\$1,850,000	\$5,600,000	(67)	\$16,500,000	\$6,100,000	>100
ADDITIONS/ALTERATIONS						
RESIDENTIAL	148	180	(18)	508	659	(23)
COMMERCIAL	67	57	18	351	231	52
CONSTRUCTION VALUE	\$12,851,575	\$16,704,172	(23)	\$40,747,264	\$59,257,249	(31)
CERTIFICATES OF OCCUPANCY						
NEW SINGLE-FAMILY DWELLINGS	27	39	(31)	113	163	(31)
NEW MULTI-FAMILY DWELLINGS	0	0	0	0	2	>(100)
NEW COMMERCIAL	2	4	(50)	6	13	(54)
COMMERCIAL CHANGE	19	25	(24)	73	114	(36)

PUBLIC WORKS – TRANSPORTATION UPDATE

Request Received	Source of Request	Requested Action / Issue	Status	Affected Street(s) or Intersection	Neighborhood	District	Last Action / Comments	Final Determination / Action Required
1/11/2007	Citizen	Residence District	ACTIVE	Spyglass Ln / Magnolia Dr / St Marys Ln	Magnolia Woods	Rock Hill	Staff confirmed petition signatures - 52% community support. R09-61 approved by BOS; Public Hearing to be conducted April 21, 2009.	Public Hearing conducted; O09-10 approved by BOS - 4/21/09. Staff to forward approved Reso to VDOT for installation of signs week of 5/18/09.
10/11/2007	Citizen	Residence District / Traffic Calming	ACTIVE	Meadow Ln / Lark Ln / Raintree Blvd	Meadow Lark	Rock Hill	Traffic study completed by VDOT. None of the 3 streets meet the min. criteria for speed/volume. VDOT will support MWS at intx of Lark/Raintree if community wishes to pursue.	
10/11/2007	Mr. Dudenhefer / HOA	Multi-Way Stop	ACTIVE	Sarasota Dr / Cheshire Dr	Park Ridge	Garrisonville	Notify Mr. Dudenhefer of VDOT speed study - does not support Traffic Calming (physical measures) or Residence District. Limited alternatives to MWS - "SLOW" pavement message is only other option. PENDING direction from Mr. Dudenhefer - 11/18/08.	
10/31/2007	Mr. Dudenhefer	Traffic Calming Alternatives to address Speeding / Cut-Thru Traffic	ACTIVE	Christopher Way	Park Ridge	Garrisonville	Original request sent to VDOT on 11/19/07. VDOT TE staff had no record of receiving request - forwarded request again - 7/11/08. VDOT update requested 3/12/09; no update received to date - 5/13/09.	
1/2/2008	Mr. Sterling / HOA	Traffic Calming - Speed Humps	ACTIVE	Walt Whitman Blvd / Montgomery Dr	Sheltons Run	Rock Hill	Reviewed data from speed study. Minimum criteria met. Petition submitted - 10/23/08. Petition does not have minimum number of signatures required. Contacted HOA to collect additional signatures - 3/12/08. Additional petition signatures received from HOA - 3/20/09. Staff confirmed community support @ 92% Resolution R09-159 to BOS.	R09-159 approved by BOS - 4/7/09. Staff to forward approved Reso to VDOT and begin preparation of Traffic Calming Plan.
5/12/2008	Mr. Brito / Citizen	Traffic Calming - All-Way Stop Condition	ACTIVE	Mountain View Rd / Kellogg Mill Rd		Hartwood	Sent request to VDOT for safety review and evaluation of AWSC or alternative - 6/10/08. VDOT update requested 3/12/09; no update received to date - 5/13/09.	
5/16/2008	Citizen	Guardrail Installation	ACTIVE	Ramoth Church Rd		Hartwood	Forwarded request to VDOT for evaluation - 5/20/08.	Guardrail not warranted based on accident history, but would benefit from additional curve warning signs. VDOT may also conduct a speed study to determine if speed limit should be lowered - 7/30/08. VDOT update requested 3/12/09; no update received to date - 5/13/09.
6/10/2008	Mr. Schwartz	Corrected Sign / Signal Ahead Sign shows Stanstead vs. S. Gateway	CLOSED	Warrenton Road / I-95 SB offramp		Falmouth	Forwarded request to VDOT for action - 6/23/08.	Sign corrected by VDOT; sign now indicates S. Gateway.
6/30/2008	Mr. Dudenhefer	Crosswalk Installation - as recommended in Corridor Study.	ACTIVE	Garrisonville Rd / Salisbury Dr / Stafford Marketplace		Garrisonville	Forwarded request to VDOT for evaluation - 7/11/08. VDOT update requested - 3/12/09.	VDOT update provided as part of the 610 Corridor Report update - 4/7/09; pedestrian improvements to be made at 2 locations along SR-610 (spec. locations/dates unknown).

PUBLIC WORKS – TRANSPORTATION UPDATE

Request Received	Source of Request	Requested Action / Issue	Status	Affected Street(s) or Intersection	Neighborhood	District	Last Action / Comments	Final Determination / Action Required
7/23/2008	Mr. Woodson / Citizen	Watch for Children Signs	ACTIVE	Chelsea Manor Ln	Chelsea Manor	Griffis-Widewater	Staff confirmed resident signatures. Resolution R09-62 to BOS.	R09-62 approved by BOS - 2/3/09. Staff forwarded approved resolution to VDOT for installation of signs - 2/18/09. VDOT update requested 3/12/09; no update received to date - 5/1/09.
8/18/2008	Mr. Schwartz	Street Lights Dark / Non-Operational	ACTIVE	Chatham Bridge		Falmouth	Forwarded request to VDOT for action - 8/21/08.	Street lights along Chatham Bridge are City's responsibility. VDOT will forward request to City of FBG for action - 9/5/08. VDOT discussed issue with City 1/5/09; City referred issue to Dominion Power. Mr. Neuhard spoke to City week of 5/8/09; City evaluating cost to repair.
8/18/2008	Mr. Schwartz	Tree Removal - Limited Sight Distance	ACTIVE	Caroway Dr / Brooke Rd	Boscobel Woods	Falmouth	Forwarded request to VDOT for evaluation - 8/21/08.	Trees are not within the VDOT ROW and property owners do not want them removed. Would need to purchase/condemn property to make improvements to the intersection. VDOT will include on the SSYP for consideration.
8/19/2008	Citizen	No Parking signs	ACTIVE	Merryview Dr	Potomac Village	Griffis-Widewater	Forwarded request to VDOT for evaluation - 12/15/08. VDOT update requested 3/12/09; no update received to date - 5/1/09..	
9/9/2008	Mr. Crisp	Traffic Signal Warrant Analysis	ACTIVE	Ferry Rd / Pendleton Rd / Yorktown Dr		George Washington	Forwarded request to VDOT for evaluation - 9/30/08. VDOT update requested 3/12/09; no update received to date - 5/1/09.	
9/9/2008	Mr. Schwartz / Citizen	Multi-Way Stop	ACTIVE	Winterberry Dr / Falmouth Dr	Clearview Heights	Falmouth	Contacted HOA and provided information.	
9/22/2008	Mr. Dudenhefer / Citizen	Revised Traffic Pattern - Shared Thru / R-Turn lane to SR-610 East	ACTIVE	Salisbury Dr @ Garrisonville / Mine Rd @ Garrisonville		Garrisonville	Forwarded request to VDOT for evaluation - 12/16/08. VDOT update requested 3/12/09; no update received to date - 5/1/09.	
10/15/2008	Sheriff's Office	Review of Posted Speed Limits / Make Consistent	ACTIVE	Layhill Rd / Forbes St / Morton Rd		Falmouth	Forwarded request to VDOT for evaluation - 1/14/09. VDOT update requested 3/12/09; no update received to date - 5/1/09.	
10/16/2008	Mr. Woodson / Citizen	Speed Limit signs	ACTIVE	Midway Rd		Griffis-Widewater	No response received to 10/31 e-mail. Forwarded request to VDOT again - 12/16/08.	VDOT has already conducted a speed evaluation. Recommending posted speed limit of 35 MPH. Request forwarded to VDOT Central Office in Richmond - 12/17/08. Signs installed by VDOT.
11/7/2008	Mr. Schwartz / Citizen	Reduced Speed Limit	ACTIVE	White Oak Rd		George Washington	Forwarded request to VDOT (TE) for evaluation - 12/16/08. VDOT update requested 3/12/09; no update received to date - 5/1/09.	
11/14/2008	Mr. Milde / Citizen	Revised Traffic Pattern - Turn Lane Extension	ACTIVE	Courthouse Rd - in front of American Life League (ALL) building		Aquia	Forwarded request to VDOT for evaluation - 12/18/08.	VDOT conducted study during late 2008; sufficient area to extend turn lane to accommodate a few (2-3) vehicles. Currently scheduled pending the weather; waiting to "dry out".

PUBLIC WORKS – TRANSPORTATION UPDATE

Request Received	Source of Request	Requested Action / Issue	Status	Affected Street(s) or Intersection	Neighborhood	District	Last Action / Comments	Final Determination / Action Required
12/18/2008	Office of Redevelopment	Multi-Way Stop Concerns - Falmouth Area Redevelopment	ACTIVE	W Cambridge St / Washington St		Falmouth	Forwarded request to VDOT for action - 3/10/09. VDOT and OR staff met on site to observe/discuss options - 3/19/09. Update provided by VDOT RA; continuing to work with staff regarding a solution.	
12/19/2008	Mr. Schwartz / Citizen	Unauthorized School Drop-off - Conway Elementary	PENDING	Hunton Drive	Leeland Station	Falmouth	County Admin forwarded info to School Admin. School will work to resolve prior to involving VDOT - 1/7/09. No further complaints - 3/30/09.	
1/12/2009	Mr. Milde / Citizen	4-Way Stop Intersection - Only 3 signs in place	ACTIVE	Stafford Marketplace	Private	Aquia	Staff contacted Property Manager. Property Manager to conduct site visit of area on Friday 1/16/09. No further communication received from Property Manager - 5/1/09.	
1/16/2009	Mr. Milde / Citizen	Stormwater Drainage Concerns - 1848 Courthouse Rd	ACTIVE	Courthouse Rd		Aquia	Forwarded request to VDOT for action - 1/16/09.	Update provided by VDOT RA; crew to be out week of 4/10/09 to modify drainage. Awaiting confirmation from VDOT - 5/1/09.
1/26/2009	Mr. Woodson / Citizen	Revised Traffic Pattern - Add Left Turn Signals	ACTIVE	Jeff Davis Hwy @ Telegraph Rd / Widewater Rd		Griffis-Widewater	Forwarded request to VDOT for action - 3/12/09. No response received from VDOT to date - 5/1/09.	
1/26/2009	Mr. Woodson / Citizen	Speed Study	ACTIVE	Decatur Rd / Norman Rd		Griffis-Widewater	Forwarded request to VDOT for action - 3/24/09.	VDOT completed review of the area and has recommended installation of centerline pavement markings along Decatur Rd (from Widewater to 100' past Norman Rd) and Norman Rd (from Decatur to 250' west), including placement of additional signage (Chevron Arrows, Winding Road, No Outlet, and Road Ends signs) - 4/3/09.
1/28/2009	Mr. Milde / Citizen	Guardrail Installation	ACTIVE	Bells Hill Rd		Aquia	Forwarded request to VDOT for action - 2/12/09. VDOT TE had no record of receiving request - forwarded request again - 3/24/09. No further response received from VDOT to date - 5/1/09.	
2/17/2009	Board of Supervisors	610 Corridor Report - Follow-up Meeting	ACTIVE	Garrisonville Rd (SR-610)		Aquia Griffis-Widewater Garrisonville Rock Hill	Met w/ VDOT in County Admin to discuss implementation of some items. Plowable reflectors to be installed within 2 weeks. 45K cost for each pedestrian improvement (crosswalks). VDOT funding available only for 1 location (Stafforboro/Mine) under current budget - 2/17/09.	Partial update provided regarding Signal Optimization, Phasing, and Coordination, and Pedestrian Improvements @ Joshua Rd - 3/13/09. Additional updated provided by VDOT RA on 4/7/09; pedestrian improvements to be made at 2 locations along SR-610 (spec. locations/dates unknown).
2/20/2009	Citizen	Speed Limit signs / No Parking signs - Additional	ACTIVE	Sutherland Blvd	Heather Hills	Falmouth	Forwarded request to VDOT for action - 3/10/09. VDOT TE had no record of receiving request - forwarded request again - 3/24/09.	VDOT does not typically post more than one (1) speed limit sign at entrance to subdivisions. Since closed subdivision with only one way in/out, no additional signs are warranted. Additional No Parking signs will be posted as requested - 3/25/09. Signs installed by VDOT.
2/23/2009	Mr. Dudenhefer	Stormwater Drainage Concerns - 21 & 23 Charleston Ct	ACTIVE	21 and 23 Charleston Ct	Park Ridge	Garrisonville	Staff forwarded request to VDOT for action - 2/23/09.	VDOT to schedule for repair during week of 3/2/09. Awaiting confirmation from VDOT - 5/1/09.

PUBLIC WORKS – TRANSPORTATION UPDATE

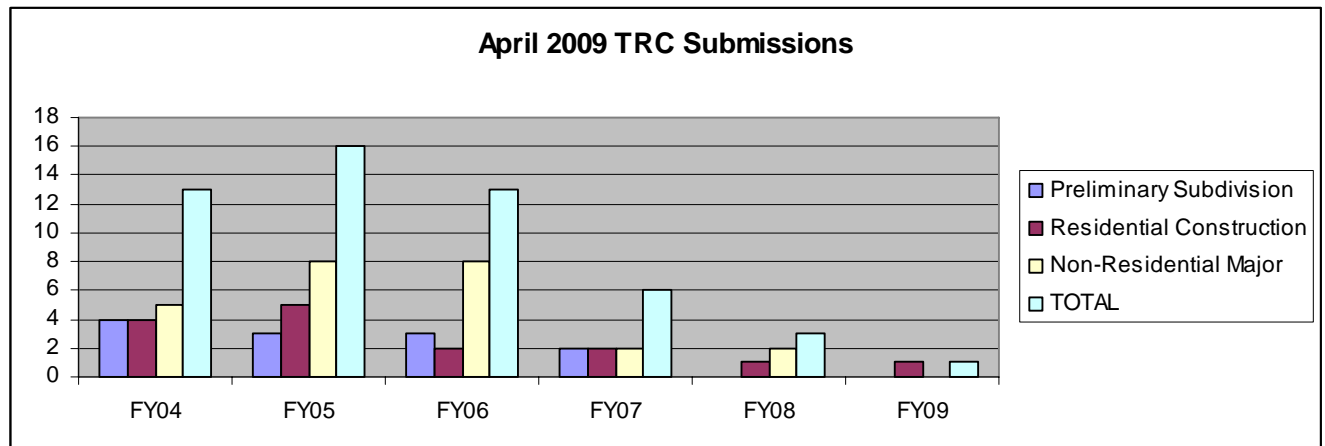
Request Received	Source of Request	Requested Action / Issue	Status	Affected Street(s) or Intersection	Neighborhood	District	Last Action / Comments	Final Determination / Action Required
3/6/2009	County Admin / Citizen	Multi-Way Stop / Raise Speed Limit	ACTIVE	South Gateway Dr	Falls Run	Falmouth	Forwarded request to VDOT for evaluation - 3/10/09. No response received from VDOT to date - 5/1/09.	
3/11/2009	Mr. Dudenhefer	Through Truck Restrictions	ACTIVE	Northhampton Blvd / Hampton Park Rd	Hampton Oaks	Garrisonville	Staff conducted site visit for evaluation - 4/10/09. Original request expanded to include Parkway Blvd, Flatford Rd, and Eustace Rd. - 4/11/09. Staff met with Mr. Neuhard on 5/4/09 regarding alternate route options/implications; currently working on alternate route options as discussed at meeting.	
3/18/2009	Mr. Schwartz / Citizen	Pedestrian Safety	ACTIVE	Butler Rd / Winterberry Dr	Clearview Heights	Falmouth	Forwarded to VDOT for evaluation - 3/26/09. No response received from VDOT to date - 5/1/09.	
3/24/2009	Mr. Romanello	Revised Traffic Pattern - Protected R-Turn to US-1 North	ACTIVE	Hospital Center Blvd / Jeff Davis Hwy (US-1)		Aquia	Forwarded request to VDOT for evaluation - 3/26/09.	VDOT to conduct site visit of area and review request - 3/26/09. No further response received from VDOT to date - 5/1/09.
3/25/2009	Mr. Milde	Multi-Way Stop	ACTIVE	Jason Ln / Confederate Way / Crescent Blvd / Kennesaw Dr	Stone River	Aquia	Transp. Admin. forwarded MWS program information to Mr. Milde - 3/26/09. Staff conducted site visit of area for evaluation - 4/10/09. E-mail to Mr. Milde regarding 2 connections for Kennesaw Dr @ Jason Ln and specific location for placement of MWS - 4/21/09. Staff currently evaluating MWS locations as suggested by Mr. Milde.	
3/30/2009	Mr. Schwartz	Road Repair - Pothole	ACTIVE	Lichfield Blvd - near intersection with Plantation Dr	England Run	Falmouth	Transp. Admin. Forwarded request to VDOT for action - 3/31/09. Potholes not repaired and no response received from VDOT to date - 5/1/09.	
4/27/2009	Citizen	Illegal Signs Posted - No Parking	ACTIVE	Ridgewood Drive	Tall Oaks / Glenwood Forest	Griffis-Widewater	Forwarded request to VDOT for evaluation.	

PLANNING AND ZONING UPDATE

The Department of Planning and Zoning reports the following statistics for the month of April 2009. The following table details FY04 to the present, showing the current month's submissions. There has been a continual decline in FY09 applications submitted by the deadline for a Technical Review Committee meeting. Both April TRC meetings were cancelled because no applications were submitted in time for the deadline. The last scheduled TRC meeting met February 11, 2009 with one special TRC meeting held April 22, 2009. This totals four TRC meetings that were canceled because no new plan applications were submitted.

Type of Plans submitted for TRC April 2009 Total Projects Monthly meetings	FY04 2 mtgs.	FY05 2 mtgs.	FY06 2 mtgs.	FY07 2 mtgs.	FY08 2 mtgs.	FY09 1 mtg.
Preliminary subdivision plans	4	3	3	2	0	0
Residential construction plans	4	5	2	2	1	1
Non-Residential major site plans	5	8	8	2	2	0
Total	13	16	13	6	3	1

The following shows the comparison of applications submitted in graphic form.



PLANNING AND ZONING UPDATE

Workload Indicators

Project type	2008 apprvd Apr	2009 apprvd Apr	% diff.	2009 apprvd Mar	2008 submission Apr	2009 submission Apr	% diff.	FY08 Submitted July- Apr	FY09 Submitted July- Apr	% diff.
Grading plans/	1	0	-100	2	1	0	-100	12	7	-42
Site plans-major & minor (non-residential)	3	13	+333	6	4	1	-75	57	60	+5
Infrastructure Plans	0	1	+100	2	0	1	+100	12	16	+33
Construction plans including cluster (resid)	4	1	-75	0	0	1	+100	23	5	-78
Final subdivision plats	6	1	-83	1	2	0	-100	31	19	-39
Minor subdivision plats	3	2	-33	6	0	2	+200	16	4	-75
Preliminary subdivision plans	0	0	0	0	0	0	0	4	4	0
Rezoning	1	0	-100	0	1	4	+400	8	13	+63
Conditional use permits	1	0	-100	0	1	2	+100	16	13	-19
Comp plan land use amendments & compliance	0	1	+100	0	0	2	+200	4	7	+75
Family divisions	0	0	0	0	1	0	-100	18	1	-94
BLA/DED/VAC Plats*	9	4	-56	7	9	5	-44	93	65	-30
PAE**	0	0	0	0	0	0	0	1	0	-100
Ches. Bay Compliance	1	0	-100	1	0	0	0	14	7	-50
Certification of appropriateness	0	0	0	0	0	0	0	0	1	+100
Technical Change to Prelim. Subdiv Plan	0	0	0	1	0	0	0	0	2	+200
Waivers/Appeals	0	1	+100	1	4	0	-100	11	12	+9
Zoning Permits	277	208	-25	156	N/A	N/A	N/A	N/A	N/A	N/A
Zoning Complaints	68	65	-4	86	N/A	N/A	N/A	N/A	N/A	N/A
Zoning Inspections	72	71	-1	104	N/A	N/A	N/A	N/A	N/A	N/A
Violations	34	50	+47	67	N/A	N/A	N/A	N/A	N/A	N/A
BZA Appeals	0	0	0	0	N/A	N/A	N/A	N/A	N/A	N/A
Special Exceptions	0	1	+100	1	N/A	N/A	N/A	N/A	N/A	N/A
Variance	0	0	0	0	N/A	N/A	N/A	N/A	N/A	N/A

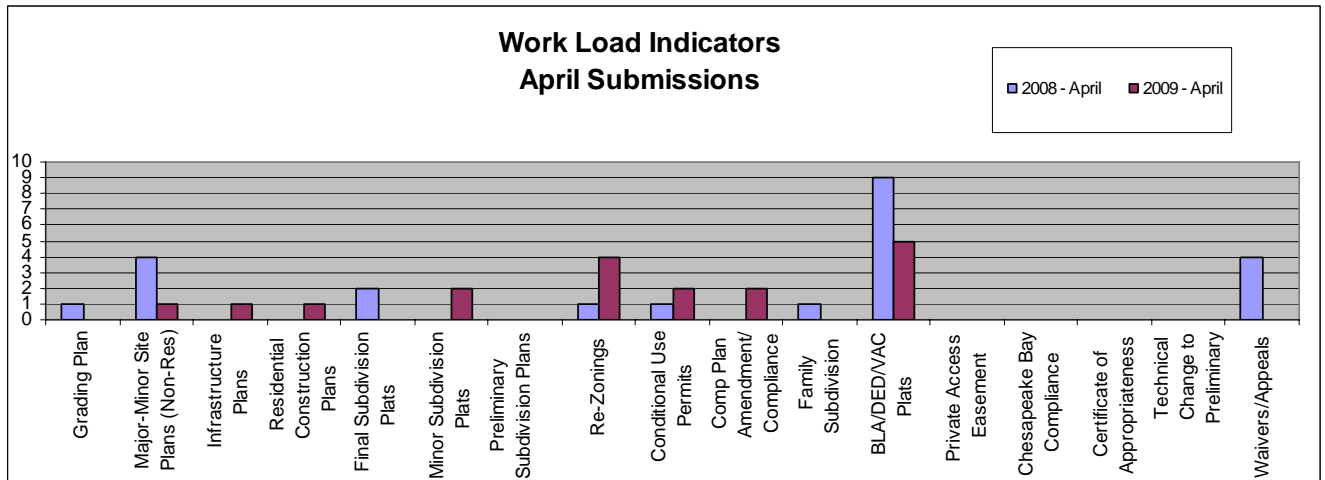
*Boundary line adjustments/dedications/vacations

SOURCE: CRYSTAL REPORTS

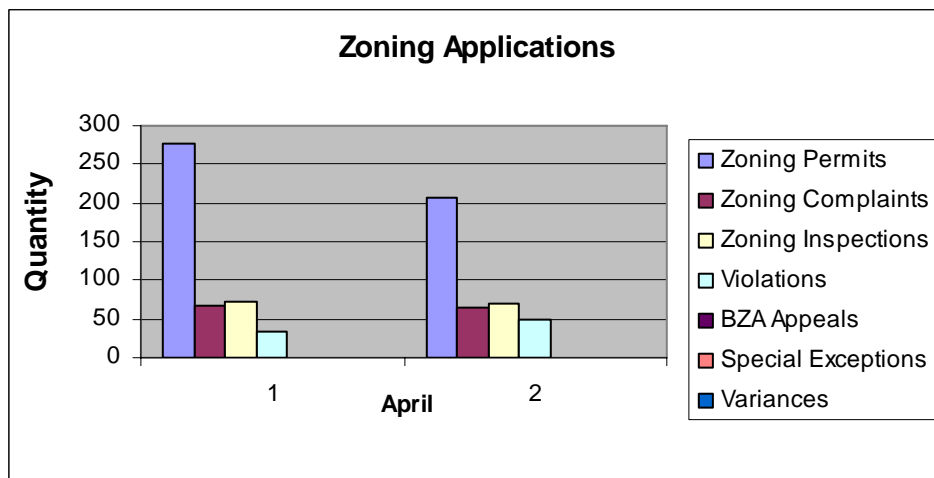
**Private Access Easements approved by Planning Commission

PLANNING AND ZONING UPDATE

Trends for April FY08 and FY09 submissions are detailed below: **Planning Applications**

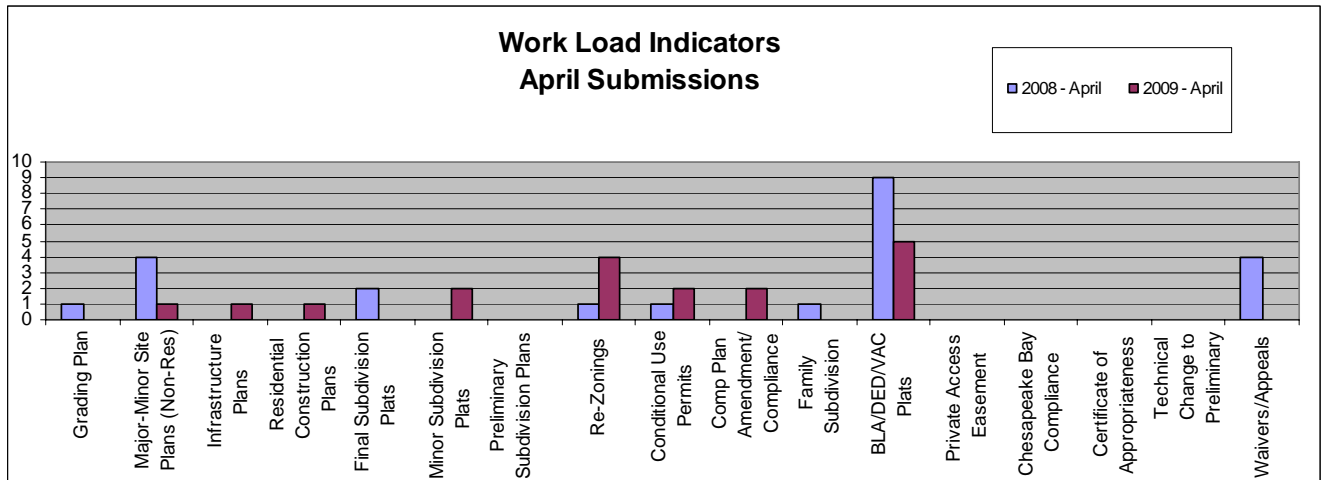


Trends for April FY08 and FY09 submissions are detailed below: **Zoning Applications**



PLANNING AND ZONING UPDATE

Trends for year to date FY08 and FY09 submissions are detailed below:



PLANNING AND ZONING UPDATE

NON-RESIDENTIAL PLANS APPROVED

Non-residential site plans approved this reporting period include 9 major and 4 minor development plans. The total building area approved was 137,355 square feet. No square footage is calculated for electrical or telecommunication facilities. The plans are detailed below:

Project Name	Square Feet	Number/type of bldgs.	Use	Type of plan
CVS Pharmacy #3396 @ Garrisonville Road & Shelton Shop Road	12,900	1-1 story	Retail/Pharmacy W/Drive Thru	Major
Stafford Lakes Center	26,187	3-1 story	Commercial Retail/Bank	Major
Sante Fe Carwash	9,778	1-2 story	Carwash/Detail bays/Office	Major
England Run DayCare Center	12,410	1-1 story	Daycare	Major
Shops @ England Run-Jiffy Lube	4,680	1-1 story	Light Vehicle Maintenance Office/Service Bays	Major
Randall Equipment Warehouse	14,400	6-1 story	Warehouse	Major
Sunrise Lake Memorial Garden	N/A	N/A	Cemetery Wall	Major
Living Hope Lutheran Church	15,876	1-1 story	Worship/School/Daycare	Major
Stafford County England Run Falls Run Regional Library	30,488	1-1 story	Regional Library	Major
Stafford County Volunteer Fire Dept. Hartwood Addition	5,602	1-1 story	Office/Fire Services	Minor
Cambridge Street Parking Lot Addition	2,346	N/A	Parking Lot Improvements	Minor
Telecommunications Tower – Mountain Ave	288	1-1 story shelter/equipment/Antennae	E911 Telecommunications Facility	Minor
Fraternal Order of Eagles	2,400	1-1 story	Pavillion/Kitchen/Rest Rooms	Minor
TOTAL	137,355			

FIRE AND RESCUE UPDATE

Monthly Call Summary – April 2009*

	Apr-09	Mar-09	Apr-08	Goal
Total Calls:	1005	1119	1005	NA
Calls in excess of eight minutes:	308	337	317	NA
Response percentage under eight minutes:	69%	70%	68%	90%
Calls in excess of ten minutes:	153	182	158	NA

Address	Election District	Type of Call	Response Time
41 NORTHAMPTON BLVD	Garrisonville	Local Alarm	10.08
8 EDGECLIFF LN	Aquia	Medical Emergency Priority 2	10.08
10 CHERRY LAUREL DR	Falmouth	Medical Emergency Priority 2	10.1
2225 COURTHOUSE RD	Aquia	Cardiac Arrest	10.1
13 TURNER DR	Rockhill	Medical Emergency Priority 1	10.12
206 HARRIS STREET	Rockhill	Medical Emergency Priority 2	10.12
490 MCCARTY RD	George Washington	Medical Emergency Priority 1	10.12
16 LONG BRANCH LN	Hartwood	Medical Emergency Priority 1	10.13
518 WIDEWATER RD	Griffis/Widewater	Medical Emergency Priority 2	10.22
RAPPAHANNOCK RIVER BRIDGE 95NB	Falmouth	Vehicle Fire 95	10.23
49 DOG PATCH LN	Rockhill	Medical Emergency Priority 2	10.25
28 BARRINGTON WOODS BLVD	Hartwood	Medical Emergency Priority 2	10.28
330 WHITE OAK RD	George Washington	Medical Emergency Priority 2	10.3
1401 NORTHRIDGE DR	Falmouth	Medical Emergency Priority 1	10.33
RAPPAHANNOCK RIVER BRIDGE 95NB	Falmouth	Water Rescue	10.37
118 OAK DR	Aquia	Attempted Suicide	10.37
91 WASHINGTON SQUARE PLZ	George Washington	Medical Emergency Priority 2	10.38
KINGS HWY/CAISSON RD	George Washington	Auto Accident	10.38
772 CROPP RD	Hartwood	Residential Fire	10.4
1400 I95N	Aquia	Auto Accident 95	10.4
477 MCCARTY RD	George Washington	Medical Emergency Priority 2	10.4
839 GARRISONVILLE RD	Garrisonville	Medical Emergency Priority 2	10.43
21 MEMORY LN	Hartwood	Medical Emergency Priority 2	10.45
227 TAYLOR ST	George Washington	Medical Emergency Priority 2	10.45
1480 I95N	Aquia	Auto Accident 95	10.45
177 OLD POTOMAC CHURCH RD	Aquia	Medical Emergency Priority 2	10.45
304 MONTPELIER DR	Rockhill	Medical Emergency Priority 2	10.47
ENT 95N FROM WARRENTON 17/I95N	Falmouth	Auto Accident	10.48
1480 I95N	Aquia	Auto Accident 95	10.57
KINGS HWY/FERRY RD	George Washington	Auto Accident	10.6
25 PATTERSON AVE	Hartwood	Medical Emergency Priority 1	10.62
TRUSLOW RD/POPLAR RD	Hartwood	Tree Across Roadway	10.63
117 GENTLE BREEZE CIR	Hartwood	Medical Emergency Priority 2	10.72
432 WIDEWATER RD	Griffis/Widewater	Medical Emergency Priority 2	10.72
268 CAISSON RD	George Washington	Medical Emergency Priority 2	10.77
811 SEDGWICK CT	Aquia	Medical Emergency Priority 1	10.78
39 KELLY WAY	Rockhill	Medical Emergency Priority 2	10.83
114 MEADOW LN	Rockhill	Unknown Medical Emergency	10.93
708 PERRY DR	Falmouth	Medical Emergency Priority 1	10.97
225 LAKELAND RD	Hartwood	Medical Emergency Priority 2	10.98
35 TOWN AND COUNTRY DR	George Washington	Alarm Bell Sounding	11
110 MALVERN HILL CT	Aquia	Medical Emergency Priority 2	11.08
1462 I95S	Griffis/Widewater	Auto Accident 95	11.08
60 JACK ELLINGTON RD	Hartwood	Medical Emergency Priority 1	11.1
235 SPOTTED TAVERN RD	Hartwood	Auto Accident (Overturned/Entrapment/Head On)	11.12
321 BELLE PLAINS RD	George Washington	Medical Emergency Priority 2	11.17
31 GALLERY RD	Hartwood	Medical Emergency Priority 2	11.2
1440 HARTWOOD RD	Hartwood	Medical Emergency Priority 2	11.22
17 CHICHESTER DR	Aquia	Medical Emergency Priority 2	11.25
159 MEADOWS RD	Hartwood	Medical Emergency Priority 1	11.25
8 FAIRFAX CIR	George Washington	Medical Emergency Priority 2	11.28
1046 BRENT POINT RD	Griffis/Widewater	Brush Fire	11.28
163 ROCKY RUN RD	Hartwood	Medical Emergency Priority 2	11.38

ME1 (which the CAD calls Priority 1) is a potential life threatening emergency that requires the response of more personnel to effectively handle the call. An ME2 (which the CAD calls a Priority 2) is still an emergency medical incident that requires an emergency response, but may not need the additional personnel required to handle a life threatening emergency.

The other codes are life threatening emergencies that require that law enforcement respond in tandem with our units, such as SHO which indicates a potential gun shot victim, due to the violent nature of the incident or some other specialized fire and rescue response, such as TEC, which indicates an injury at a construction site that may require technical rescue equipment.

FIRE AND RESCUE UPDATE

Monthly Call Summary (continued) – April 2009

Address	Election District	Type of Call	Response Time
1177 HARTWOOD RD	Hartwood	Medical Emergency Priority 1	11.45
906 EASTERN VIEW DR	Falmouth	Medical Emergency Priority 2	11.47
10 RENWICK CT	Griffis/Widewater	Local Alarm	11.48
401 MONTEPELIER DR	Rockhill	Medical Emergency Priority 2	11.5
Quantico	Mutual Aid	Local Alarm	11.52
56 WOOD LANDING RD	George Washington	Medical Emergency Priority 1	11.57
28 HAMSTEAD RD	Falmouth	Medical Emergency Priority 2	11.63
1403 PROVIDENCE ST	Garrisonville	Medical Emergency Priority 2	11.78
38 LITTLE OAK RD	Falmouth	Medical Emergency Priority 2	11.78
907 EASTERN VIEW DR	Falmouth	Medical Emergency Priority 2	11.87
211 REGINA LN	George Washington	Alarm Bell Sounding	11.87
71 WOODROW DR	Griffis/Widewater	Local Alarm	11.88
63 LIVE OAK LN	Hartwood	Medical Emergency Priority 2	11.9
4 WILLOW BRANCH PL	Falmouth	Public Service	11.97
46 ASPEN HILL DR	Falmouth	Medical Emergency Priority 1	11.97
1 FRANKLIN ST	Rockhill	Residential Fire	12
18 FAIRWAY DR	Hartwood	Brush Fire	12.03
King George County	Mutual Aid	Residential Fire	12.07
2 FOREST DR	Rockhill	Medical Emergency Priority 2	12.08
RAPPAHANNOCK RIVER BRIDGE 95NB	Falmouth	Attempted Suicide	12.08
1411 ELIZABETH DR	Falmouth	Medical Emergency Priority 2	12.1
800 BLK HOLLY CORNER RD	Hartwood	Vehicle Fire	12.12
104 BONAIR ST	George Washington	Medical Emergency Priority 2	12.15
31 WAYSIDE CT	Aquia	Medical Emergency Priority 1	12.2
11 QUINTON LN	Falmouth	Medical Emergency Priority 1	12.2
110 BARBARA ANN DR	Rockhill	Medical Emergency Priority 2	12.27
2307 POPLAR RD	Hartwood	Medical Emergency Priority 1	12.27
Fauquier County	Mutual Aid	Residential Fire	12.28
114 QUARLES RD	George Washington	Local Alarm	12.32
4 HARDWICK ST	George Washington	Medical Emergency Priority 1	12.37
MARLBOROUGH POINT RD/BROOKE RD	Aquia	Tree Across Roadway	12.38
2013 WAVE DR	Griffis/Widewater	Attempted Suicide	12.42
STONEHOUSE RD/HARTWOOD RD	Hartwood	Auto Accident	12.47
89 HOPE SPRINGS LN	Aquia	Medical Emergency Priority 2	12.48
3022 LUSITANIA DR	Griffis/Widewater	Medical Emergency Priority 2	12.6
6 RIDGEMORE CIR	Falmouth	Medical Emergency Priority 2	12.63
13 PATTON LN	Hartwood	Public Service	12.63
898 WARRENTON RD	Falmouth	Auto Accident	12.67
375 WARRENTON RD	George Washington	Local Alarm	12.7
330 WHITE OAK RD	George Washington	Medical Emergency Priority 2	12.75
732 ESKIMO HILL RD	Aquia	Medical Emergency Priority 2	12.85
221 STONY HILL RD	Hartwood	Auto Accident (Overturned/Entrapment/Head On)	12.87
19 POTOMAC OVERLOOK LN	Aquia	Medical Emergency Priority 1	12.88
1000 BLK MOUNTAIN VIEW RD	Hartwood	Local Alarm	13.03
3 MARSHALL LN	Garrisonville	Medical Emergency Priority 2	13.05
10 STABLESIDE LN	George Washington	Medical Emergency Priority 2	13.07
205 KIMBERWICK LN	Griffis/Widewater	Medical Emergency Priority 2	13.07
34 SNOW MEADOW LN	Aquia	Medical Emergency Priority 2	13.08
19 AMELIA CT	Falmouth	Medical Emergency Priority 1	13.15
17 ROCKY STONE DR	Griffis/Widewater	Medical Emergency Priority 2	13.2
305 FERRY RD	George Washington	Medical Emergency Priority 2	13.23
KINGS HWY/JAMES ASHBY PKWY	George Washington	Auto Accident	13.32
2 GRANTS CT	Garrisonville	Medical Emergency Priority 2	13.35
166 KELLOGG MILL RD	Hartwood	Medical Emergency Priority 2	13.35
57 HARTWOOD MEADOWS DR	Hartwood	Medical Emergency Priority 2	13.43
City of Fredericksburg	Mutual Aid	Medical Emergency Priority 1	13.52
44 SETTLERS WAY	Garrisonville	Alarm Bell Sounding	13.62
376 HOLLYWOOD FARM RD	George Washington	Medical Emergency Priority 1	13.67
60 TURNSTONE CT	Hartwood	Medical Emergency Priority 2	13.73
4 BALLANTRAE CT	Aquia	Medical Emergency Priority 2	13.75
City of Fredericksburg	Mutual Aid	Medical Emergency Priority 2	13.82
192 NORMAN RD	Griffis/Widewater	Medical Emergency Priority 2	13.95
101 PARADISE CT	Aquia	Medical Emergency Priority 2	14.12
22 SHAUNS LN	George Washington	Medical Emergency Priority 2	14.18
711 GRAFTON ST	Falmouth	FIRE INVESTIGATION	14.2
31 WOOD LANDING RD	George Washington	Medical Emergency Priority 1	14.23
Quantico	Mutual Aid	Local Alarm	14.73
6 LITTLE ST	George Washington	Public Service	14.93
8 ANTIETAM LOOP	Aquia	Medical Emergency Priority 2	15.05
Fauquier County	Mutual Aid	Medical Emergency Priority 2	15.2
401 ROGERS ST	Falmouth	Medical Emergency Priority 2	15.4
CANAL ST AND CHARLES ST	George Washington	Auto Accident	15.58
52 GOOD NEIGHBOR LN	Hartwood	Medical Emergency Priority 1	15.6
81 CARRIAGE HILL DR	Falmouth	Medical Emergency Priority 2	15.63

FIRE AND RESCUE UPDATE

Monthly Call Summary (continued) – April 2009

Address	Election District	Type of Call	Response Time
FLETCHERS CHAPEL/KINGS HWY	George Washington	Auto Accident	15.77
2 BEAVER RIDGE RD	Rockhill	Alarm Bell Sounding	16.08
KING ALFRED WAY/HAZEL LN	Hartwood	Medical Emergency Priority 2	16.43
15 SUNRISE VIEW LN	Aquia	Medical Emergency Priority 1	16.63
2 WALTER CIR	George Washington	Medical Emergency Priority 2	16.92
56 WOOD LANDING RD	George Washington	Medical Emergency Priority 1	17.03
200 BARRIE PL	Falmouth	Medical Emergency Priority 2	17.18
360 WOOD LANDING RD	George Washington	Medical Emergency Priority 2	18.05
40 WOOD LANDING RD	George Washington	Medical Emergency Priority 2	18.17
16 EDISON LN	George Washington	Medical Emergency Priority 2	18.3
577 ROCK HILL CHURCH RD	Rockhill	INCIDENT ALREADY REPORTED	18.5
3018 RUSSELL RD	George Washington	Medical Emergency Priority 2	18.65
21 LONG BRANCH LN	Hartwood	Medical Emergency Priority 2	18.73
1226 BRENT POINT RD	Griffis/Widewater	Medical Emergency Priority 2	19.15
3 HORSEPEN RUN RD	Hartwood	Local Alarm	19.32
Fauquier County	Mutual Aid	Medical Emergency Priority 2	20.1
24 MOUNTAIN LAUREL CT	Hartwood	Local Alarm	20.2
59 WOODROW DR	Griffis/Widewater	Medical Emergency Priority 1	20.48
City of Fredericksburg	Mutual Aid	Medical Emergency Priority 1	22.08
65 COBBLESTONE WAY	Hartwood	Medical Emergency Priority 2	22.88
2 BEL PLAINS DR	George Washington	Medical Emergency Priority 2	22.98
76 FRITTERS LN	Griffis/Widewater	Public Service	23.22
Fauquier County	Mutual Aid	Medical Emergency Priority 1	23.95
Fauquier County	Mutual Aid	Medical Emergency Priority 1	30.13
Fauquier County	Mutual Aid	Local Alarm	32.43
75 JAMES ASHBY PKWY	George Washington	Public Service	35.33

Stafford County Fire and Rescue Monthly Call Summary by First Due - April 2009

Calls 8 Mins or Less by First Due

First Due	Apr-09	Mar-09	Apr-08	Goal
Zone 1 - Falmouth	72%	69%	75%	90%
Zone 2 - Stafford	79%	74%	55%	90%
Zone 3 - Widewater	50%	77%	60%	90%
Zone 4 - Mt. View	56%	67%	51%	90%
Zone 5 - Brooke	59%	50%	53%	90%
Zone 6 - Hartwood	46%	43%	50%	90%
Zone 7 - White Oak	51%	53%	24%	90%
Zone 8 - Rockhill	44%	12%	62%	90%
Zone 9 - Aquia	74%	73%	78%	90%
Zone 10 - Potomac Hills	92%	90%	77%	90%
Zone 12 - Berea	80%	75%	73%	90%
Zone 14 - North Stafford	71%	81%	NA	90%

* Zone's reflect Fire and EMS calls combined.

FIRE AND RESCUE UPDATE

Stafford County Fire and Rescue Monthly EMS Summary - April 2009

Patient Contacts	
Dead at Scene	9
Patient Refusals	169
Transferred to another Unit	8
Transports	589
Total	775

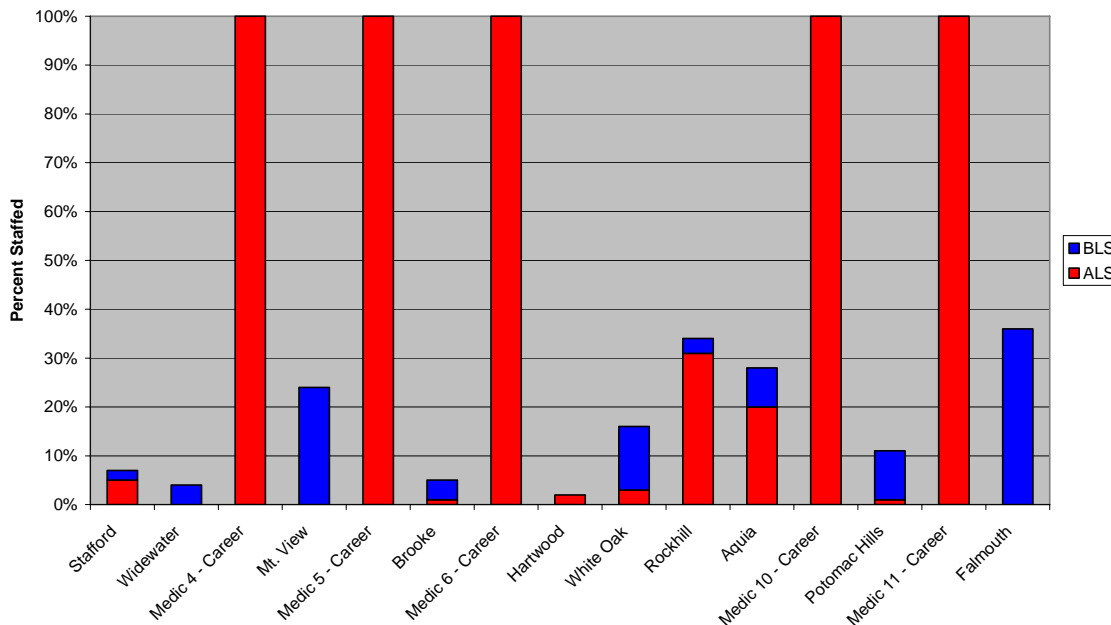
Percent of Patients Transported	76%
--	------------

Clinical Saves	0
-----------------------	----------

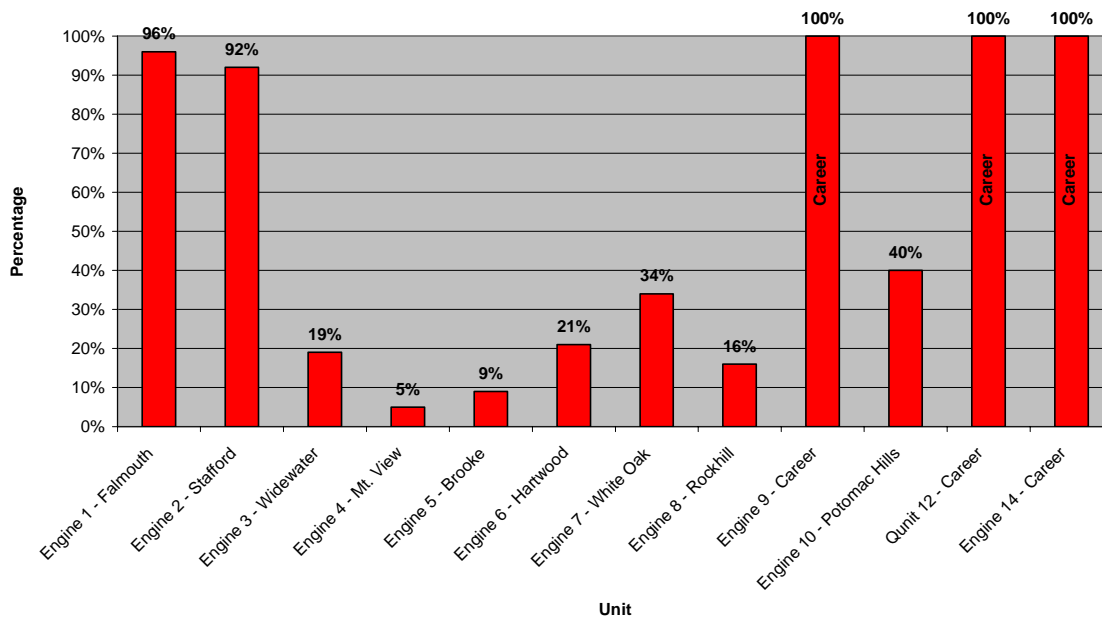
Transports	
Fauquier Hospital	2
Mary Washington Hospital	338
Stafford Hospital	244
Potomac Hospital	5
Helicopter Transports	0
Total	589

FIRE AND RESCUE UPDATE

Stafford County Fire and Rescue
ALS/BLS Staffing Percentage
for April 2009



Stafford County Fire and Rescue
Engine Staffing
for April 2009



SHERIFF'S OFFICE UPDATE

This report is intended to provide you with information relating to the Sheriff's Office activities. You will note that there has been a minor change in the format of our Statistical Report this month. We discovered some formatting errors in the way we were processing information and have corrected the problem. Some incidents formerly reported have been identified as being included in other classifications.

We also discovered that incidents that were being handled within the Communications Unit or those that took place out of the County were being tallied into one specific supervisor district. We have corrected that error by creating a separate reporting column titled HQ or OC.

Work is ongoing in our effort to create a report that is as accurate as possible and we feel sure that we have arrived at that goal.

Statistical Impact:

- We have experienced a seven (7%) percent increase in Calls for Service this year as compared to last year.
- Total Service Calls (non-criminal) are up eight (8%) percent and total Criminal Calls have increased by two (2%).
- Traffic stops have resulted in a nineteen (19%) percent increase and a concomitant four (4%) decrease in traffic crashes.
- Drug activity has risen by twenty-eight (28%) percent; it should be noted that the majority of this incident is generated by field patrol officers or the Drug Enforcement Unit.
- Citizens are more active in reporting suspicious persons in their neighborhood as evidenced by a thirty (30%) percent increase in this type of call.
- Child abuse continues to be troublesome with an eight (8%) percent elevation in the number of these calls.
- Overall crimes against property have decreased slightly and violent crimes (assault and fights) have decreased significantly.

Grants:

The Sheriff's Office is continually searching for funding to assist in the operations of the organization. To that end two grants have received county approval, been submitted, and are awaiting funding approval by the granting agencies. A third domestic violence grant is in the preparation stages for submission on or before May 18, 2009.

SHERIFF'S OFFICE UPDATE

Calls for Service January 1, 2009 - April 30, 2009 vs. January 1, 2008 - April 30, 2008

ACTIVITY	AQUA		FALMOUTH		GARRISONVILLE		G. WASHINGTON		WIDENWATER		HARTWOOD		ROCKHILL		HOLBOROUC		TOTAL		PERCENT +/-
	2009	2008	2009	2008	2009	2008	2009	2008	2009	2008	2009	2008	2009	2008	2009	2008	2009	2008	
ARSON	0	2	0	1	1	3	1	1	1	1	0	1	2	1	0	0	5	10	-50%
ASSAULT	23	29	16	15	13	18	11	26	16	17	10	11	6	9	38	33	95	125	-24%
BREAK & ENTER	11	15	8	9	2	8	19	13	17	6	9	13	8	16	1	0	74	80	-8%
CHILD ABUSE	16	13	3	5	9	11	10	10	6	5	6	3	3	2	15	6	53	49	8%
DRUNK DRIVER	64	88	32	22	47	40	71	74	23	29	62	70	17	22	5	5	316	345	-8%
DISTURBANCE	240	297	288	207	190	201	229	248	151	184	161	171	144	172	14	24	1403	1480	-5%
DOMESTIC	206	208	156	206	139	126	180	180	143	133	96	146	132	121	99	125	1052	1120	-6%
DRUG	68	41	28	35	59	34	45	32	27	29	36	30	13	15	17	27	276	216	28%
FIGHT	6	12	3	1	8	7	1	4	9	5	1	6	2	3	0	0	30	38	-21%
INTOXICATED PERSON	25	24	19	13	40	25	27	46	16	11	18	12	6	3	0	0	151	134	13%
LARCENY	71	87	74	92	72	47	56	66	49	39	68	62	42	54	75	58	432	447	-3%
MURDER/MANSLU.	0	0	0	0	0	0	1	0	0	0	0	0	0	0	0	0	1	0	N/C
ROBBERY	2	2	0	2	5	4	2	2	1	0	2	3	1	0	0	0	13	13	0%
SUSPICIOUS PERSON	448	315	254	215	353	217	368	277	234	183	250	236	168	149	7	13	2075	1592	30%
WARRANT SERVICE	174	246	141	122	89	87	99	158	68	121	80	105	48	91	142	119	699	930	-25%
CRIMINAL OTHER	183	166	100	113	116	110	98	126	93	101	113	84	98	81	24	24	801	781	3%
TOTAL CRIMINAL	1537	1545	1122	1058	1143	938	1218	1263	854	864	912	953	690	739	437	434	7476	7360	2%
TRAFFIC STOPS	1,861	1,913	1,075	1,035	2,169	1,187	1,939	1,511	1,014	880	1,420	1,323	519	562	170	98	9997	8411	19%
AUTO ACCIDENTS	349	372	113	114	211	216	211	236	126	124	321	324	124	123	28	29	1455	1509	-4%
Alarm Calls	318	358	219	205	203	213	211	207	193	162	299	265	236	226	0	4	1679	1636	3%
TOTAL SERVICE CALLS	6,713	6,727	3,811	3,545	4,684	3,470	4,861	4,464	3,405	3,121	5,166	4,893	2,471	2,613	10,388	7,786	31111	28833	8%
TOTAL CFS	8,250	8,272	4,933	4,603	5,827	4,408	6,079	5,727	4,259	3,985	6,078	5,846	3,161	3,352	10,825	8,220	38587	36193	7%

The final columns represent those calls for service that were outside of the county or were incidents handled within the Communication Center.

HUMAN RESOURCES UPDATE

April 2009			
Fund	Full-Time Authorized Strength	Vacancies	Vacancy Rate
General	713	54	7.6%
Utilities	144	7	4.9%
R-Board	35	2	5.7%
Total	892	63	7.1%

March 2009			
Fund	Full-Time Authorized Strength	Vacancies	Vacancy Rate
General	713	57	8.0%
Utilities	144	8	5.6%
R-Board	35	2	5.7%
Total	892	67	7.5%

Turnover Rate		
Month	2009	2008
January	.7%	.4%
February	.7%	.3%
March	0%	.1%
April	.7%	.5%

The turnover rate measures the number of separations during a month. These separations include voluntary and involuntary terminations.

The vacancy rate measures the percent of vacancies as a result of the employee turnover.

HUMAN SERVICES UPDATE

	MARCH 2009	MARCH 2008	% CHANGE
Number of Child Protective Services Complaints	57	53	7.5%
Total Number of Children in Foster Care	83	92	-9.8%
Number of Children Receiving Child Day Care Assistance	289	296	-2.4%
Private Day School Placements	41	40	2.5%
Residential Placements Excluding Foster Care Children	11	16	-31.3%
Residential Placements Total	21	25	-16.0%
Number of Families Served by Family Assessment & Planning Team	12	26	-53.9%
Number of New Applications for Public Assistance	650	466	39.5%
Number of Food Stamp Households Served	2,322	1,839	26.3%
Value of Food Stamp Benefits Issued	\$716,631	\$503,474	42.3%

UTILITIES UPDATE

The April Utilities Operations Report is attached.

1. Both water treatment facilities and both wastewater treatment facilities met all permit limits and Health Department requirements for the month.
2. As of today, both the Smith Lake and Abel Lake reservoirs are full. Average water sales for April totaled 6.4 million gallons per day (MGD) – a 1.5% decrease over the 6.5 MGD average in April 2008. During the same period, the number of accounts increased by 1.4% to 32,211.
3. Remaining Water and Wastewater Capacity:
 - ◆ Water System – 1,872 EDU's
 - ◆ Aquia Wastewater Treatment Facility – 1,413 EDU's
 - ◆ Little Falls Run Wastewater Treatment Facility – 5,543 EDU's

UTILITIES UPDATE

UTILITIES ENTERPRISE FUND

April 2009

	Current Month	Fiscal Year To Date			FY 09 Budget
		FY 09	FY 08	% Change	
A. No. of Accounts:	24	32,211	31,781	1.4%	32,558
C. Availability applications:					
1. Water	14	353	377	-6%	720
2. Sewer	13	311	322	-3%	585

UTILITY PLANT OPERATIONS					
A. WATER					
1. Total Volume (MG):	260.3	2,811.2	2,883.4	-3%	4,447
2. Sales (MG):	192.7	2,231.3	2,350.6	-5%	2,269
3. Cost per 1000 Gal.:	\$1.40	\$1.15	\$1.05	10%	\$1.06
B. WASTEWATER					
1. Little Falls Run Facility:					
(a) Volume Treated (MG):	111.87	1,042.3	954.0	9%	1,264
(b) Cost per 1,000 Gal.	\$1.10	\$1.23	\$1.45	-15%	\$1.17
2. Aquia AWT Facility:					
(a) Volume Treated (MG):	152.23	1,456.0	1,424.9	2%	1,908
(b) Cost per 1,000 Gal.	\$1.33	\$1.28	\$1.22	5%	\$1.25

PUBLIC INFORMATION UPDATE – Newspaper Coverage

STAFFORD NEWSPAPER COVERAGE APRIL 2009

DATE	PUBLICATION	HEADLINE
4/1/2009	FLS	Planners to hear public on SPCA
4/2/2009	FLS	SPCA issue brings out crowd to public hearing
4/2/2009	FLS	Jobless rate continues to surge in state, area
4/5/2009	FLS	Hospitals differ on healthy start
4/5/2009	FLS	Car tax revving up; making up for lost revenue
4/7/2009	FLS	Stimulus funds to help save on energy
4/7/2009	FLS	Grants take aim at foreclosed homes
4/7/2009	FLS	Night out is marking birthday
4/7/2009	FLS	Stafford sign committee still working out details
4/8/2009	FLS	Groups seek county funding
4/8/2009	FLS	VDOT releases partial list for recommended projects for stimulus funds
4/8/2009	Sun	Residents speak out on fiscal issues
4/10/2009	FLS	Building permits show hint of recovery
4/10/2009	FLS	Reviving road work
4/10/2009	Sun	Planning Commission defers action on SPCA
4/11/2009	FLS	Sellers getting more for homes in this area
4/11/2009	Wash Post	Quantico pushes for land preservation
4/14/2009	FLS	County to show funding needs
4/14/2009	FLS	Stafford Planning Commission to discuss road construction
4/16/2009	FLS	Region continues to suffer
4/17/2009	FLS	Route 3 widening ok'd
4/18/2009	FLS	Stafford gives Wittman a look at County needs
4/18/2009	FLS	Layoffs averted by police grants
4/21/2009	FLS	Stafford supervisors reviewing comp plan
4/22/2009	FLS	Stafford will rebuild fund balance
4/22/2009	FLS	Stafford probing suspects in fraud
4/23/2009	FLS	Two medical proposals endorsed
4/25/2009	FLS	Stafford schools dealing with cuts
4/26/2009	FLS	Popular parking lots overflow
4/26/2009	FLS	Stafford residents barking at SPCA's shelter plan
4/28/2009	FLS	Sterling opposes Gitmo transfer
4/30/2009	FLS	Area officials on lookout for swine flu

PUBLIC INFORMATION UPDATE – Citizens Assistance

The Citizens Assistance and Volunteer Services Office provides a central in-house resource for customer service and information on County services and complaints. Staff recruits, trains and places more than 100 volunteers in various departments to assist with a number of tasks.

APRIL 2009 Inquiries handled by Citizens Assistance Staff	
Number of Complaints	6
Calls to Citizens Assistance Office	114
Calls Transferred to Other Departments	53
Customer Walk-Ins	13
Live Help Requests*	26
Inquiries requiring research	2

MARCH 2009 Inquiries handled by Volunteers in Citizens Assistance	
Number of Phone Calls to Administration Center Desk in Lobby	1,269
Citizens Assisted at the Administration Center Desk in Lobby	1,635
Citizens Assisted at the Judicial Center Desk in the Courthouse	1,359
Total Number of Volunteer Hours	855

*Live Help allows users to send an e-mail through the County's Web site and receive an immediate response from staff. Of the 26 Live Help requests, 15 were live chats in which the user and staff member exchanged information through instant messaging, and 11 were offline e-mails, which were received outside normal business hours (weekends or evenings) when staff is not online. Responses were provided as soon as possible or as soon as regular business hours resumed.